

CASING — CONTINUED FROM PAGE 17



TM 352
5/8" x 2-1/2"
85" & 17'



TM 356
5/8" x 2-1/4"
85", 14' & 17'



TM 387
5/8" x 2-1/4"
85", 14' & 16'



TM 388
3/4" x 3-1/4"
17' ONLY



TM 411D
5/8" x 3-1/4"
90" & 17'




TM 473
9/16" x 2-1/4"
7', 14', 16' & 17'



TM 433
1/2" x 3-1/4"
16' ONLY




TM 413
11/16" x 3-1/4"
17' ONLY



CASING: USED TO TRIM
INSIDE AND OUTSIDE DOOR
AND WINDOW OPENINGS.




TM 434
9/16" x 3-3/8"
14' ONLY




TM 535
3/4" x 3-1/2"
17'



TM 715
11/16" x 3"
17' ONLY



TM 5000
1" x 3-3/4"
16' ONLY



TM 8063
3/4" x 3-1/4"
17'